

SUNY HR

Human Resources Self Service

User Guide for Employees to View and Update Personal Information

Human Resource Management

Buffalo State

Last Revised: December 2014

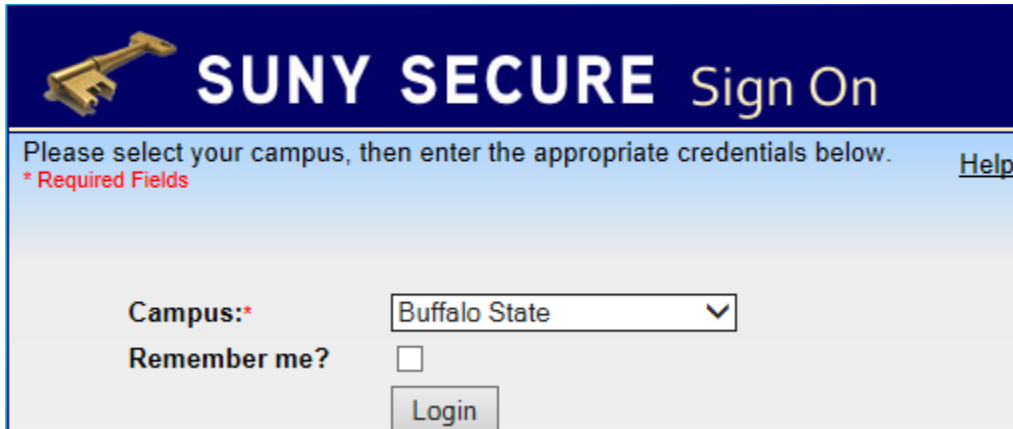
Table of Contents

Sign On	1
Name	2
Demographics	3
Address – Legal and Campus	4
Phone	5
Emergency Contacts	6
Education	7
Sign Off.....	7
Appendix of Related Forms.....	7
Questions	7



Sign On

1. Access the website: <https://www.suny.edu/hrportal> (case sensitive)
2. Select Buffalo State from the dropdown menu and select Login.



SUNY SECURE Sign On

Please select your campus, then enter the appropriate credentials below. [Help](#)

* Required Fields

Campus:* ▼

Remember me?

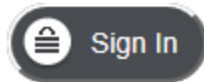
3. Enter your Buffalo State NT Username and Password and select Sign In.

Log in

Type your user name and password.

User name:

Password:



4. Select the Human Resources Self Service icon.



- **Time and Attendance** – Currently available to M/C and UUP non-hourly employees.
- **View Paycheck** – Available to all employees. Paycheck information is displayed the Monday before paychecks are distributed.
- **Human Resources Self Service** – Available to all employees. View capabilities for name, demographics, and education. View and update capabilities for home address, phone, and emergency contacts.

5. Enter your date of birth and select Submit.

Birth Date Validation

Enter Birth Date

Date of Birth: (mm/dd/yyyy)


To verify your identity, please enter the above information.

Name

To verify your name, select Names. To request an update of your legal name, select the Personal Information Form and return a completed copy to Human Resource Management. Additional documentation is required to process a legal name change.

Names	Demographics	Address	Phone	Emergency Contacts	Edu
Legal Name					
First Name:	Jane				
Middle Name:					
Last Name:	Goodall				
Salutation:	Ms				
Suffix:					
Certification:					
Change Name Reason:					
Alias / A.K.A. Name < name that appears in campus directory					
First Name:	Jane				
Middle Name:					
Last Name:	Goodall				
Salutation:	Ms				
Suffix:					
Certification:					
Change Name Reason:					

Please note: If information is incomplete or invalid, please click on link below to access the form to be submitted to the Human Resources Office.
[Personal Information Form](#)



Demographics

To verify your demographic information, select Demographics. To request an update of your demographic information, select the Personal Information Form (along with the disability form and/or veterans form if needed) and return a completed copy to Human Resource Management.

Names	Demographics	Address	Phone
Demographics Details			
Date of Birth:	01/01/1955		
Birth Year:			
Date of Death:			
U.S.Citizen?:	Yes		
Non-Citizenship Type:			
Country of Citizenship:	United States of America		
Perm.Res.Expiration Date:			
Gender:	Female		
Hispanic?:	Yes		
Race:	White		
Ethnicity Source:	Declared by Employee		
Highest Education Level:	Bachelor's Degree		
Disability Indicator:	No,I don't have a Disability		
Veteran?:	No		
Military Separation Date:			
Military Service Status:	None		
Protected Veteran Status:	Not a Protected Veteran		



Please note: If information is incomplete or invalid, please click on link below to access: [Personal Information Form](#) [Disability Form](#) [Vets Form](#)

Address – Legal and Campus

To verify and update your legal address, select Address, then the radio button in front of legal, and Update. Enter the effective date of the address change and new address, and then select Submit.

After submitting a legal address change, please print the Address Change Checklist available on the next screen as you will need to update your address with your retirement system, any union sponsored or long-term care insurance.

Names	Demographics	Address	Phone
-----------------------	------------------------------	-------------------------	-----------------------

Select	Type	Address
<input checked="" type="radio"/>	Legal	1 Main St, Buffalo NY 14222
<input type="radio"/>	Campus	CLEV 403 HRMN Manager, Personnel Operations

[View Details](#) [Add](#) [Update](#) [Delete](#)

Please update your legal Address information

* Effective Date:	<input type="text" value="12/15/2014"/>
* Address Line 1:	<input type="text" value="5 State St"/>
Address Line 2:	<input type="text"/>
Address Line 3:	<input type="text"/>
Address Line 4:	<input type="text"/>
* City:	<input type="text" value="Buffalo"/>
Zip:	<input type="text" value="14207"/> - Zip + 4: <input type="text"/>
County:	<input type="text" value="Erie"/>
State/Province:	<input type="text" value="New York"/>
* Country:	<input type="text" value="United States"/>
Address Validation:	<input type="text" value="Validate Address"/>
Validation Status:	<input type="text" value="12/15/2014"/>

* Required Fields

Submit	Reset changes	Return with no changes
------------------------	-------------------------------	--

** After submitting an address change, please print the Address Change Checklist (available on the next screen) with regards to other carriers you may need to contact regarding your address change.*

Address Validation Protocol:

Upon submit, QAS will validate the address. If the address passes through the QAS process, the validation status will show as verified. If the address entered is unable to be validated by QAS, a pop-up box will appear with a drop down of valid addresses for you to choose from. If you select Keep Address, the validation field will change to Skip Validation, which will allow you to accept the address as entered. If you enter an address that QAS is not able to validate, the following message will be received: The address entered could not be validated. Please confirm that you have given a valid street address and select return. Once you select return, the validation status will appear as declined and the address will be saved as entered.

To verify your campus address, select the radio button in front of campus. Your campus address includes building and room, department abbreviation, and local title. To request an update of your building and/or room number, e-mail Kathy Fortune, fortunkm@buffalostate.edu or complete the Directory Add/Update Form available from the HR website. Local title updates must be routed for approvals through a Current Employee Change Form.

Address

Select	Type	Address
<input type="radio"/>	Legal	1 Main St, Buffalo NY 14222
<input checked="" type="radio"/>	Campus	CLEV 403 HRMN Manager, Personnel Operations

View Details Add Update Delete

Address Details

Address Type: Campus

Address, Line 1: **building and room >** CLEV 403

Address, Line 2: **department abbreviation >** HRMN

Address, Line 3: **local title >** Manager, Personnel Operations

Phone

To verify and update your phone numbers, select Phone. You may add, update, or delete your home or cell phone. You may update your work phone only.

Do not populate Other Phone or Work Phone 2 as Buffalo State does not utilize these fields.

After submitting a phone change, please print the Phone Change Checklist as you will need to update your phone change with your retirement system, any union sponsored or long-term care insurance.

Names Demographics Address **Phone** Emergency Contacts Education

Phone Numbers

Select	Type	Phone Number	International Phone Number	Effective Date
<input type="radio"/>	Cell Phone ✓			
<input checked="" type="radio"/>	Home Phone ✓	(716) 555-1234		12/05/2014
<input type="radio"/>	Other Phone ✗			
<input type="radio"/>	Work Phone ✓	(716) 878-4822		12/05/2014
<input type="radio"/>	Work Phone 2 ✗			

View Details Add Update

Phone Details

Phone Type:

* Effective Date:

* Phone Number:

Or International Phone Number:

Also consider this my

Home Phone:

Work Phone:

Cell Phone:

Work Phone 2:

Other Phone:

**After submitting a phone number change, please print the Phone Change Checklist (available below) with regards to other carriers you may need to contact regarding your phone change. [Phone Change Checklist](#)*

Emergency Contacts

To verify and update your emergency contacts, select Emergency Contacts. You may add, update, or delete your emergency contacts. Employees may have up to **three (3)** emergency contacts. At least one phone number is required for a contact.

Names	Demographics	Address	Phone	Emergency Contacts	Education
-----------------------	------------------------------	-------------------------	-----------------------	------------------------------------	---------------------------

Emergency Contacts						
Select	Name	Relationship	Primary	Home Phone	Work Phone	Cell Phone
<input type="radio"/>	Dave Kawaler	Spouse	Yes		(716) 555-2222	(716) 555-4444
<input checked="" type="radio"/>	Kelly Santillo	Sibling	No			(716) 555-8888

Emergency Contact Details

* First Name:

* Last Name:

Address, Line 1:

Address, Line 2:

City:

State/Province:

Country:

Postal/Zip Code:

Work Phone:

Home Phone:

Cellular Phone:

International Phone Number:

Email Address:

* Relationship:

* Primary Contact?:

Education

To verify your education information, select Education. To request an update of your degree information, select the Personal Information Form and return a completed copy to Human Resource Management. Additional documentation is required to process the request, e.g., official transcripts.

Names	Demographics	Address	Phone	Emergency Contacts	Education		
Education							
Select	Degree Date	Degree Type	Degree School and Program	Highest Degree?	Pending Degree?	Terminal Degree?	Verified Degree
<input checked="" type="radio"/>	1996	Bachelor of Science	SUNY College At Buffalo Bachelor of Science	Yes	No	No	No
<input type="button" value="View Details"/>							
Education Details							
Degree Awarded In Year:		1996					
Degree Awarded In Month:							
Degree Type:		Bachelor of Science					
Degree Program Group:							
Program Sub-Group:							
Degree Program:							
Degree Country:		United States of America					
University State:		New York					
University City:		Buffalo					
University/College:		SUNY College At Buffalo					
Highest Degree:		Yes					
Pending Degree:		No					
Terminal Degree:		No					
Verified Degree:		No					
<input type="button" value="Cancel/Return"/>							
<p>Please note: If information is incomplete or invalid, please click on link below to access the form to be submitted to the Human Resources Office. Personal Information Form</p>							

Sign Off

Please sign off the system when you are finished.

Appendix of Related Forms

Forms available from SUNY HR Portal:

Personal Information Change Form

Address Change List

Phone Change List

Disability Form

Veterans Form

Forms available from HR website (<http://hr.buffalostate.edu/forms>):

Address Change

Directory Add/Update Form

Name Change

Questions

Please contact Human Resource Management at 878-4822, Cleveland Hall 403.